

## Use of Electronic Journals in Dr. Babasaheb Ambedkar Marathwada University, Aurangabad: A Case Study

Madan D Golwal

Shashank Sonwane

Ashwini Vaishnav

### Abstract

*The Paper attempts to deal with usage of E-journal by the PG students and Research Scholars of the Faculty of Sciences of the Dr. Babasaheb Ambedkar Marathwada University, Aurangabad.*

**Keywords:** E-journals, E-Resources, User Survey, Information Seeking, Academic University, Usage Study

### 1. Introduction

The college & university libraries in India are faced with the challenges to meet the user's requirement due to various reasons such as exponential growth of information, price escalation, budget restrictions etc has paved the way for serious thinking on the capabilities to compensate for reduced budgets. E-subscription is one of the emerging options of collection development for libraries for surviving in the present circumstances. [1]

E-Journals are a vital source of information for the scientific research and development. The number of periodicals at present is estimated to be 250,000. Of these, 25,000 are scientific, technical and medical (STM) journals, 15,000 are refereed scholarly periodicals and 12,000 are refereed scholarly periodicals which are available online.

E-Journal titles are growing three folds every 15 years and their cost, 2.5 times every 10 years. Obviously, no single library can afford to procure all journals even of a single discipline. With the emergence of IT applications, particularly Internet, there has been a major shift from traditional print journals to electronic journals (e-journals) in view of many advantages of the latter, i.e. fast, easy, 'anywhere-anytime' accessibility, sharability, hyperlink facility to related texts, cost-effectiveness and obviation of the storage problem encountered in the case of print journals. As a result, the numbers of e-journals is fast growing and at present 15,000 journals are available in S&T areas alone. [2]

### 2. Scope and Limitation of the Study

The present study is limited to PG and Research Students of Science faculty at Dr. Babasaheb Ambedkar Marathwada University, Aurangabad. The main focus of this study is to identify the needs & requirements of users in general & to know the use of e-journals.

### 3. Objectives of the Study

The objectives of the present study are:

1. To identify the concept of e-journals
2. To determine extent of use of e-journals.

3. To find out the problems faced by the users while accessing & using e-journals.

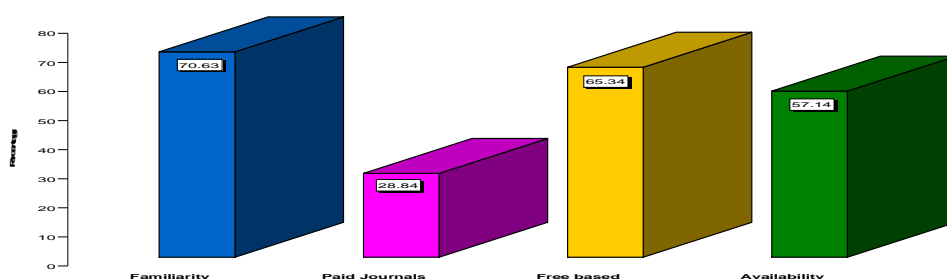
#### 4. Methodology of the study

Questionnaire method is followed to collect the relevant data from the Students by distributing the suitably designed questionnaire. In this paper, an attempt has been made to analyze and interpret the data collected on the use of e-Journals. The structured questionnaire was designed and distributed to 428 users, 378 users have responded positively. Total response from the users is 88.31%.

#### 5. Analysis and Interpretation of Data

##### 5.1 The concept of e-journals

It was interesting to know that whether the users surveyed are familiar with the various concepts of e-journals such as type of e-journals, Fee or Free based e-journals, Availability of e-journals and Subscription to e-journals etc.



**Fig. No.1.: The Concept of e-journals.**

The figure 1 depicts that majority 70.63% of the users are familiar with the concept of e-journals, 28.84% users uses paid e-journals, 65.34% users thinks that e-journals should be free and 57.14% users are of the opinion that library provides them all the e-journals they want.

While 29.37%, 71.16%, 34.66% and 42.86% users are not familiar with the concept of e-journals, free e-journals, e-journals should be free and library provides them all the e-journals users wanted, therefore library should subscribe the journals of the interest of the users, respectively. This indicates that majority of the users of the university are aware about the concept of e-journals.

##### 5.2 Use of e-journals

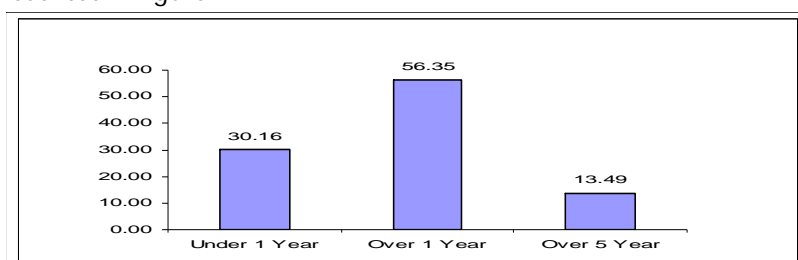
The use of e-journals was surveyed by collecting data on the following parameters:

1. Experience of using e-journals
2. Purpose of using e-journals
3. Frequency of using e-journals
4. Searching for articles
5. Using open source journals and Need for training
6. Need for training

7. Places of accessing e-journals
8. Satisfaction level

### 5.2.1 Experience of using e-journals

Attempts were made to know the experience of using e-journals. The responses received from the users are presented in figure 2 .



**Fig. No. 2: Experience of using e-journals**

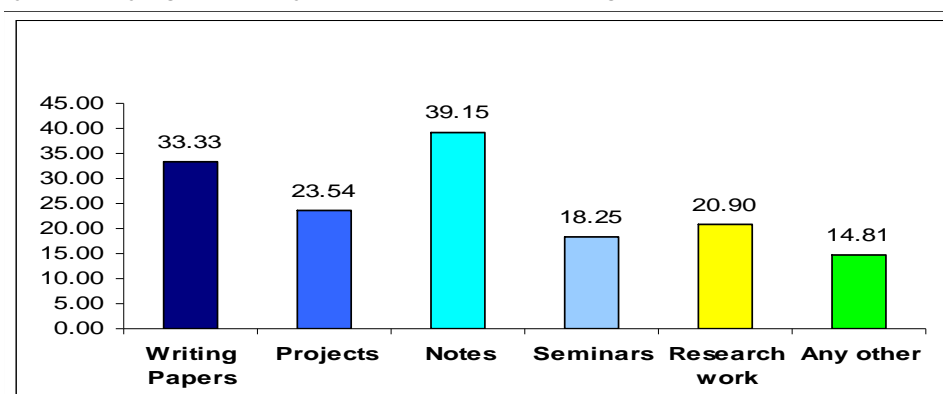
As per the figure 2, 56.35% are using e-journals since last one year. While, 30.16% users are new users using since less than 1 year. Less number of users about 13.49% are using e-journals since last 5 years.

### 5.2.2 Purpose of using e-journals

The authors also tried to find out the reasons for using the e-journals in library. The data gathered are presented in figure 3.

It can be revealed from figure 3 that 96.03% of the users using e-journals for Research related purpose i.e. writing papers, projects, research work & seminars. While 53.97% of the users' purpose of using e-journals in preparing notes or getting current information on the research area.

Attempts were made to correlate the data by purpose of using e-journals by students & class in which they are studying. The analyzed data is presented in figure 3

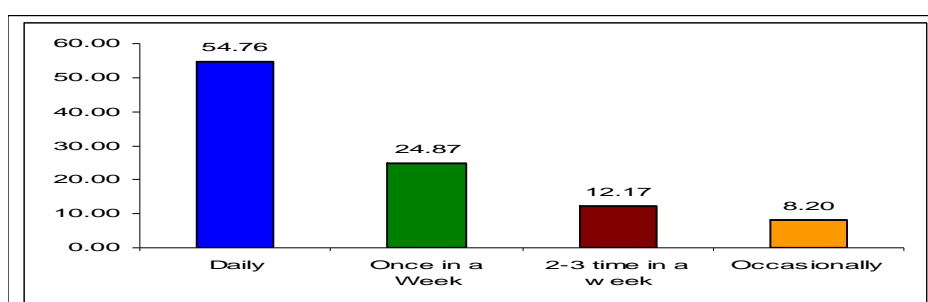


**Fig No. 3: Purpose of using e-journals**

The figure 3 shows that overwhelmingly 96.03% of the users using e-journals for Research related activities such as for writing papers, projects, research work and seminars presentations. While 53.97% of the users use e-journals for preparing notes and getting current information on the area of research.

### 5.2.3 Frequency of using e-journals

It was felt to know that how frequently users use the e-journals. The data was collected & analyzed accordingly presented in the figure 4.

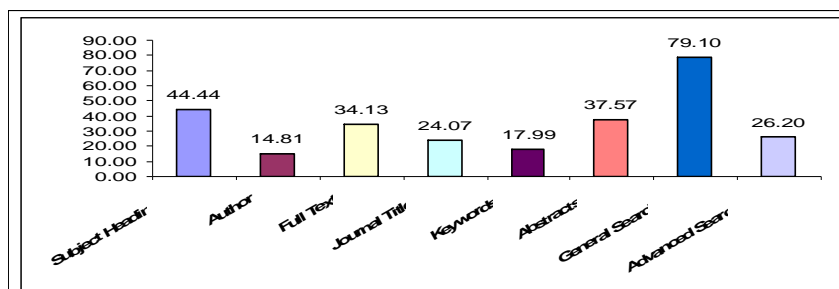


**Fig No. 4: Frequency of using e-journals**

Figure 4 predicts that 54.26 of the users use e-journals daily. While 45.24% users use e-journals rarely, may be either weekly, once in month or once in a while.

### 5.2.4 Searching for article

The data was analyzed according to various parameters for searching articles, which is presented in figure 5.

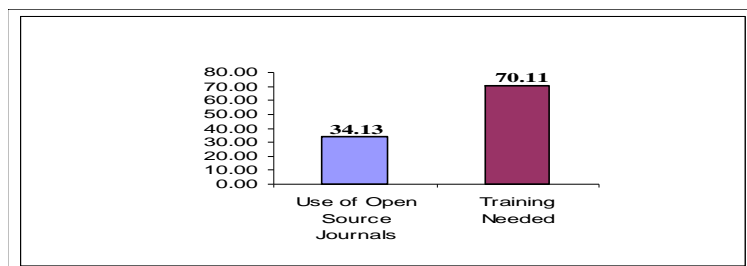


**Fig No. 5: Searching for articles**

The figure 5 reveals that 44.44% & 37.57% of the users search articles with the help of "subject heading" & "abstracts". While 14.81% users use "author" for searching and 79% use "general search". There are 21% of users using "advance search" for retrieval of information.

### 5.2.5 Use of open source journals and Need for Training

Majority of the e-journals are subscription journals & some are open access journals available at university for access to the users. Authors tried to know the response from the users in this regard and the collected data is presented in figure 6.

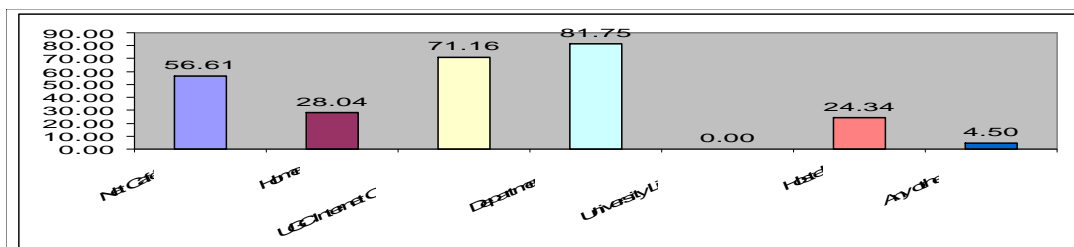


**Fig No. 6 Use of Open Source journals and Need for Training**

The data in the figure 6 reveals that 66% users are not using open source journals while remaining 34% users are using open source journals. The authors felt that the huge of the users about 70% need training for using the e-journals and 30% of users are familiar with the e-journal access.

### 5.2.6 Places of accessing e-journals

The data was analyzed according to place of accessing e-journals. The analyzed data is presented in figure 7.

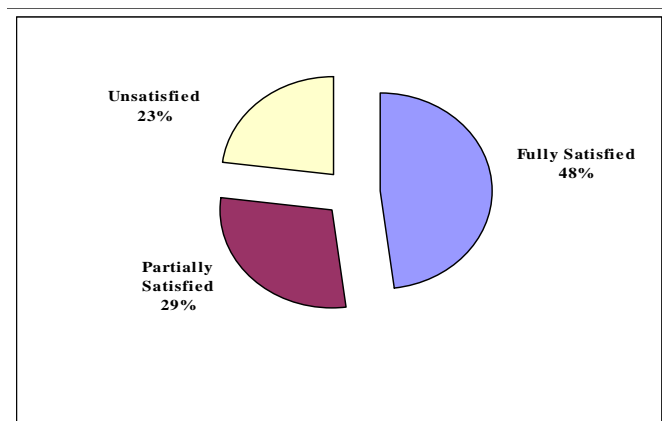


**Fig No. 7: Places of accessing e-journals**

It can be observed from figure 7 that 81.75% & 71.16% of the users accessed e-journals in their own Department & UGC Internet Center. Secondly, 56.61% users' accessed e-journals on Net cafe, 28.04% of the users' accessed at home & 24.34% users accessed e-journals in Hostel. While No one has access e-journals form University Library.

### 5.2.7 Satisfaction Level

Responses received were analyzed to know the satisfaction level of the users. The analyzed data is presented in figure 8.

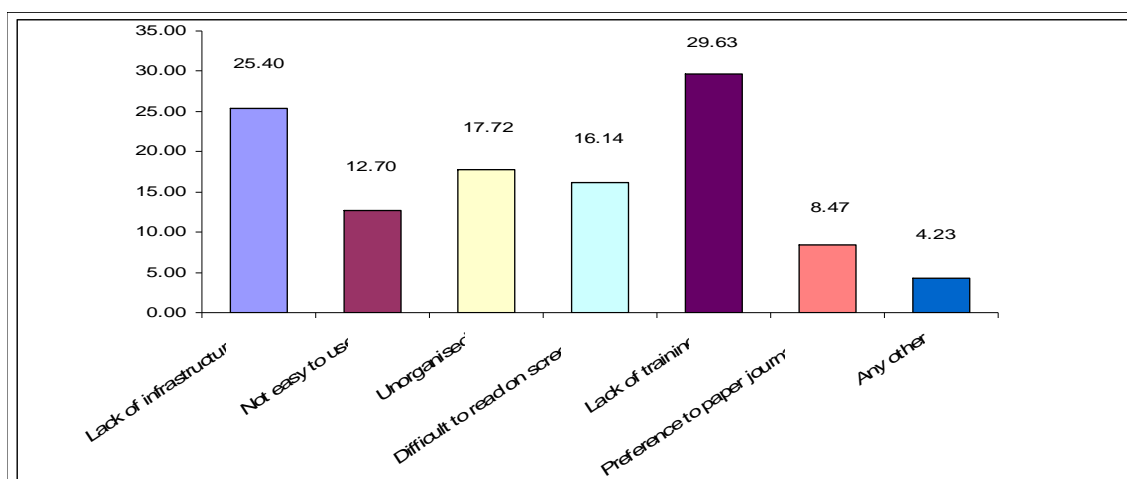


**Fig. No. 8: Satisfaction level of using e-journals**

The figure 8 reflect that 48% of the users are fully satisfied, 29% users are partially satisfied & 23% users are unsatisfied with the use of e-journals.

### 5.3 Problems in use of e-journals

Attempts were made to know the problems faced by users while accessing e-journals. The analyzed data is presented in figure 9.



**Fig. No. 9: Problems in using e-journals**

The figure 9 depicts that 55.03% users faced problem about lack of training & lack of infrastructure available in University Department. While 44.97% users faced the problem in using e-journals and

some of them preferred print journals over electronic due to not in organized format, not easy to use and expressed difficulty in reading on screen.

## **6. Findings**

The authors made observations on data gathered through survey and made following findings :

- ◆ The frequency of usage of e-journals is increasing day-by-day.
- ◆ A significant proportion of the users access e-journals from UGC-Infonet.
- ◆ In future major portion of respondents wants to access journals in electronic form.
- ◆ University Library is not providing the facility for accessing e-journals.
- ◆ Majority of the users (54.76 %) use electronic journals daily.
- ◆ 39.15% of users use e-journals for preparing notes.
- ◆ Majority of the users (48.14%) are fully satisfied with the infrastructural facility provided by the University.

## **7. Suggestions**

On the basis of the response and opinion given by the respondents some of the important suggestions have been made which will help the effective use of the e-journals.

- ◆ University library should provide e-journal services in library.
- ◆ The faculty should start bulletin board services to inform the research scholars about new additions of e-journals database and consortium.
- ◆ To reduce the downloading problem while accessing e-Journal, the lab should have high-bandwidth Internet connectivity.
- ◆ User training should be given for the proper exploitation of electronic resources.
- ◆ The faculty and library should organize regular workshops for enhancing usage of e-journals.
- ◆ Need of more trained & skilled staff for helping the users in accessing, downloading & printing of journal articles.
- ◆ Access of more journals should be provided in the user's respective fields.
- ◆ Introduce feedback systems for observing the proper use of e-journals facility.
- ◆ User study should be conducted for users need and for identifying the user's problem.

---

## References

1. Bhatt, RK and Madhusudhan, M. University Libraries in India and Electronic Journals: the role of consortium based subscription of e-journals for the effective use of financial resources. In Road Map to New Generation of Libraries Using Emerging Technologies. Proceedings of the 2<sup>nd</sup> International CALIBER 2004, Jamia Millia Islamia University, New Delhi, 11<sup>th</sup> – 13<sup>th</sup> February 2004. Ahmedabad: INFLIBNET Centre, 2004. p. 129-133.
2. Kumbar, B D [et. al.]. UGC-Infonet Consortium by the faculty members and research scholars of Department of Chemistry, Karnatak University, Dharwad: a study. In Dynamic Interoperable Web Based Information Systems. Proceedings of the 4<sup>th</sup> International CALIBER 2006, Gulbarga University, Gulbarga, 2<sup>nd</sup> - 4th February 2006. Ahmedabad: INFLIBNET Centre, 2006.

## About Authors

**Mr. Madansingh D Golwal**, Research Scholar, Department of Library and Information Science, Dr. Babasaheb Ambedkar Marathwada University, Aurangabad, Maharashtra.

**Dr. Shashank S Sonwane**, Lecturer, Department of Library and Information Science, Dr. Babasaheb Ambedkar Marathwada University, Aurangabad.

E-mail :shashank65@yahoo.com.

**Dr. Ashwini A Vaishnav**, Professor and Head of Department of Library and Information Science, Dr. Babasaheb Ambedkar Marathwada University, Aurangabad.