

Table 1: Number of Reponses Retrieved For Evaluation

Types of Teachers in Assam University	Numbers	Included in the Study	Percentage of Inclusion (%)	Not Included in the study	Percentage of Non Inclusion (%)
Professor	78	3	0.98	75	24.51
Associate Professor	31	7	2.29	24	7.84
Assistant Professor	197	21	6.86	176	57.52
Total	306	31	10.13	275	89.87

Table 2: Awareness about IR

Response	Respondents			Percentage (%)
	Assistant Professor	Associate Professor	Professor	
Aware	11 (35.48%)	6 (19.35%)	3 (9.68%)	20 (64.52%)
Not Aware	10 (32.26%)	1 (3.23%)	0 (0.00%)	11 (35.48%)
Total	21 (67.74%)	7 (22.58%)	3 (9.68%)	31 (100)

Figure 1: Awareness About IR

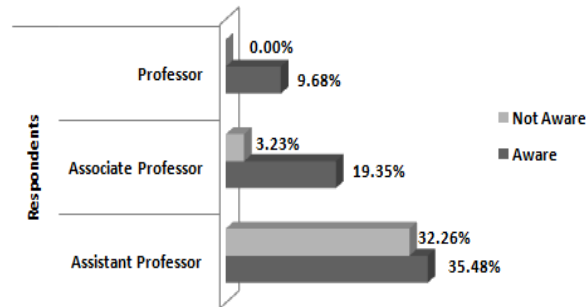


Figure 1: Awareness about IR

Source of Knowledge about IR

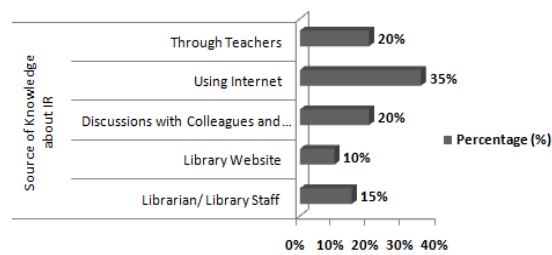


Figure 2: Source of Knowledge about IR

Submission of Scholarly Content to the IR

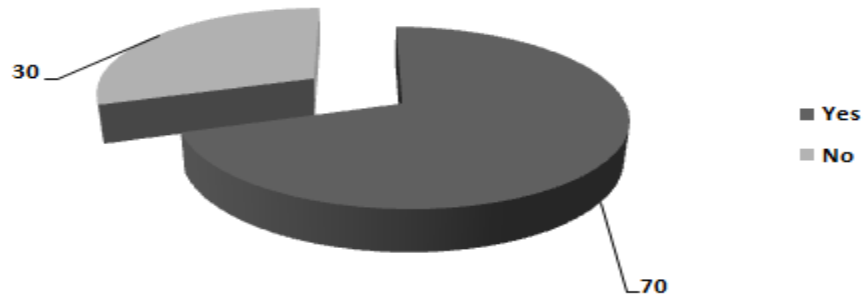


Figure 3: Submission of Scholarly Content to the IR

Advantages for Depositing Into IR

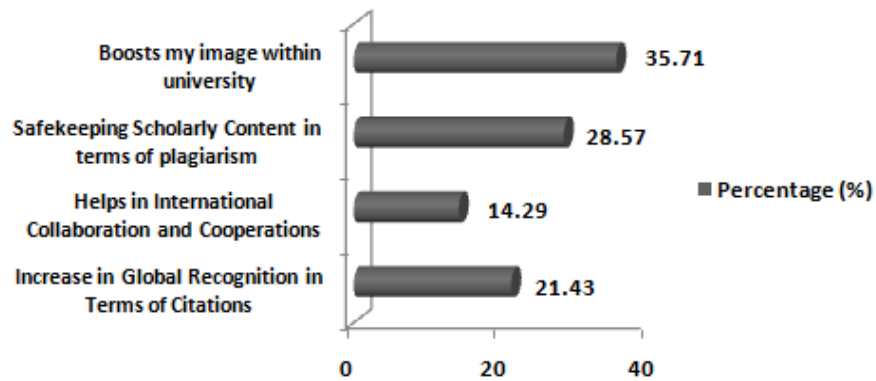


Figure 4: Advantages for Depositing into IR

Reasons for Not Depositing Into IR




Figure 5: Reasons for Not Depositing into IR

Teachers' Interest to Deposit into IR after Knowing its Advantages

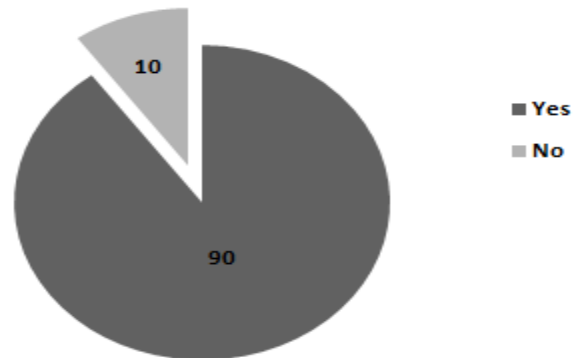


Figure 6: Teachers' Interest to Deposit into IR after Knowing its Advantages

Types of Materials to Deposit in IR

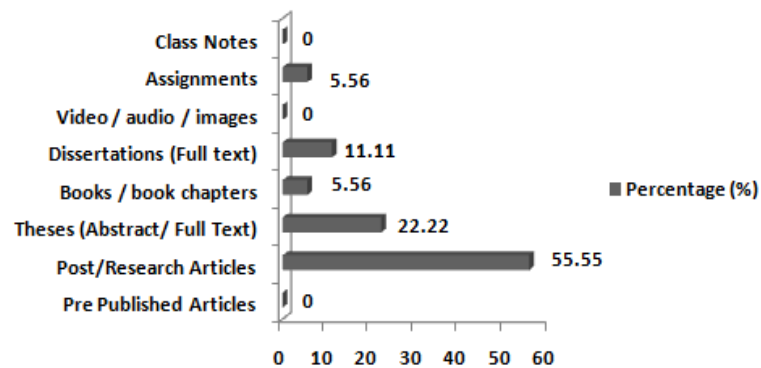


Figure 7: Types of Materials to Deposit in IR

Awareness About Dual Copyright

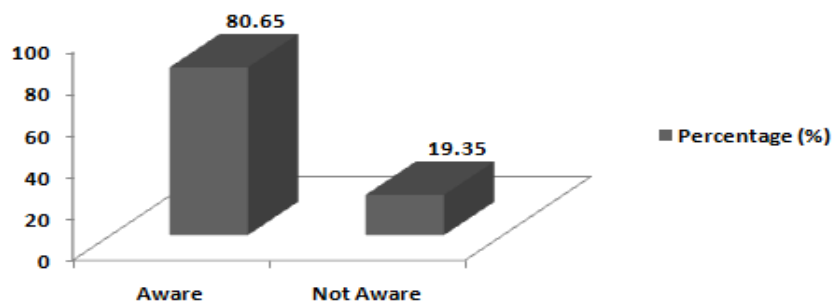


Figure 8: Awareness about Dual Copyright