

Citation Analysis Of University News Journal

Jadhav Vandana S

Khaparde Vaishali S

Shelke Santosh M

ABSTRACT

Citation analysis of all the journal articles published in the journal 'University News' from January 2004 to December 2008 is carried out in 5 volume and 261 issues in its 1949. The citations taken for the study are 5968. The maximum number of citations were referred in 2007 to 2008 that is 2950 (50.6%), the most cited type of document is book 1549 (26.39%), the maximum number of citations were from India that is 3675 (62.61%), in authorship pattern single author citations are dominant that others that is 3011 (51.30%).

Keywords: Citation Analysis, Bibliometrics, P-citation (Printed citation), E-citation (Electronic citation).

1. Introduction

Citation analysis is a technique of bibliometrics. It is an important research tool understanding the subject, which we analyze the structure and direction of the subject. It measures the utility of documents and relationship between documents in the subject and relationship between authors and their documents.

Paul and Roy (1983), defined citation analysis as, "Citation analysis is one branch of bibliometrics where the unit of analysis is document that is a document, which is being cited as a bibliographic reference or as a foot not in a citing document".

Journals are mostly useful in research work and it is a sensitive indicator of new emerging ideas in the subject. The University News is a weekly journal of higher education published by the Association of Indian Universities and is in many ways the latter flagship. It is established in 1963. The journal covers the higher education related topics from universities and other educational institutions convocation addresses, as well as data in the form of spread-sheets. The news received by official and libraries of all universities and of many colleges. It includes mainly academic and intellectual who take the contents seriously. The journal is playing an important role in keeping the stakeholders of higher education abreast with the latest development and happening in the sphere of higher education.

2. Main Objectives of the Study

- ◆ Volume wise distribution of citations
- ◆ Chronological distribution of citations
- ◆ Form wise distribution of citations
- ◆ Geographical distribution of citations

- ◆ Ranking of journals
- ◆ Ranking of authors
- ◆ Difference between P-citations and E-citations
- ◆ Language wise distribution of citations
- ◆ Authorship pattern of citations

3. Scope and Limitations

The present study is limited to 5968 citations appended to the journal of University News from January 2004 to December 2008 limited to 5 volumes and 261 issues in its 1949 articles.

4. Methodology and Data Collection

The present study is limited to the 5968 citations appended to the journal of University News from January 2004 to December 2008 limited to the 5 volumes and 261 issues. The citations were photocopied and data was collected. The analysis was done by various parameters. The analysis was done manually. The following parameters were used for analysis:

1. Volume wise distribution of citation
2. Chronological distribution of citation
3. Form wise distribution of citation
4. Geographical distribution of citation
5. Raking of Journals
6. Ranking of Authors
7. Difference between P-citations and E-citations
8. Language wise distribution of citations
9. Authorship pattern of citations

5. Review of Literature

The synchronous studies done by Knnappanava, 1991; Berhanuddin, 1992; Sangam, 1986; Thoidingjam; 1997; Chikate, 2008; Bibliometric methods have been successfully applied to examine the intellectual structure of several disciplines by Schneider, 2004; Citation represent the pool of archival knowledge from which author retrieve established ideas and in turn generate new research ideas this knowledge may be dissemination within an area and across disciplinary boundaries Sharif. 2004; Language wise distribution of articles and country wise distribution of journals Singh, 2007; Bibliometrics, Informatics, Scientometrics and Technometrics are unfortunately not very clear and there is choice in the terminology Wormell, 1998; Citation analysis of journal of Physiology and Allied Sciences Koly and Sen, 2003.

6. Results and Discussion

6.1 Volume wise distribution of citations

From table No. 1 and figure No. 1 was seen that there were 5968 total citations in the year January 2004 to December 2008. On an average 1173 citations were used per year. The maximum numbers of citations in the year 2007 i.e. 1664 (28.35%), and minimum numbers of citations in the year 2004 i.e. 826 (14.07%).

Table No. 1 Volume wise Distribution of Citations

Sr. No.	Vol. No.	Year	Citation	Percentage
1	42	2004	826	14.07%
2	43	2005	1131	19.27%
3	44	2006	960	16.35%
4	45	2007	1664	28.35%
5	46	2008	1288	21.94%
Total	Volumes 5	Years 5	5869	100%

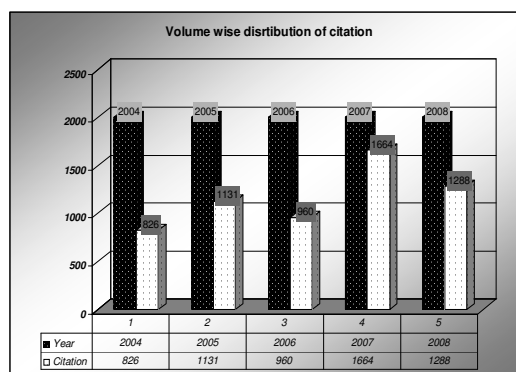


Figure 1: Volume wise distribution of citations

6.2 Chronological Distribution of Citations

From the table No. 2 and figure No. 2 it was seen that the duration of the whole period is divided various groups from 1900 to 2008. It was observed that the highest number of citations were in the year 2000 to 2008 i.e.2970 (50.6%) and the lowest number of citations were in the year 1920 to 1929 i.e. 5(0.08%).

Table 2: Chronological Distribution of Citations

Citation Year	No. of Citation	Percentage
1900-1909	26	0.44
1910-1919	13	0.22
1920-1929	5	0.08
1930-1939	17	0.28
1940-1949	36	0.61
1950-1959	77	1.31
1960-1969	194	3.3
1970-1979	260	4.43
1980-1989	627	10.68
1990-1999	1644	28
2000-2008	2970	50.6
Total	5869	100%

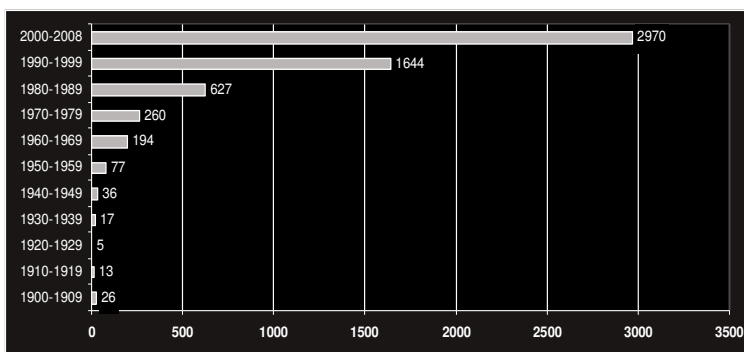


Figure 2: Chronological Distribution of Citations

6.3 Form Wise Distribution of Citations

The form wise analysis of citations provides information out of 5968 citations, book citations were more in number that is 1549 (26.39%) than other types of cited documents like, journals, encyclopedia, yearbook, handbook, Ph.D. thesis, survey, bulletin, news paper, digest, news letters, work shop, annual reports, data bases, prospects, records, T.V. news , teleconferencing, guide, trend, overview, essay, seminar, unpublished dissertation, memo, series, curriculum, discovery, summaries, model, interview etc.

Table 3: Form wise Distribution of Citations

Sr. No.	Types of Documents	2004	2005	2006	2007	2008
1	Books	245	297	288	328	391
2	Journals	176	197	209	352	285
3	Databases	43	39	58	65	78
4	Encyclopedia	12	38	01	55	67
5	Yearbook	19	35	22	87	57
6	Handbook	33	25	07	101	56
7	PH.D. Thesis	35	65	38	92	82
8	Survey	02	19	21	63	29
9	Bulletin	-	-	09	-	-
10	News-paper	-	-	-	03	08
11	Digest	08	02	07	51	05
12	Newsletters	03	01	11	54	12
13	Workshop	01	13	11	37	02
14	Annual report	02	17	31	21	04
15	Calendar	01	-	-	04	05
16	Prospects	-	23	-	-	02
17	Record	07	04	-	09	-
18	T.V. news	-	-	-	03	08
19	Teleconference	29	44	32	64	19
20	Guide	56	45	16	45	76
21	Trend	13	52	45	14	36
22	Overview	05	09	08	11	05
23	Essay	12	19	21	35	39
24	Seminar	35	25	06	42	59
25	Unpublished dissertation	25	41	15	45	36
26	Memo	03	08	-	01	-
27	Series	15	24	20	36	49
28	Curriculum	06	-	03	-	-
29	Discovery	19	45	03	-	63
30	Summaries	21	09	32	04	23
31	Model	-	-	-	05	-
6.32	Interview	-	-	07	-	02

6.4 Geographical Distribution of Citations

Geographical analysis of citations provides information of the range of countries active in the field and their relative contribution. It was found that in the present study some of the citations have not given the country of publications that is 686 (11.68%). It was observed that 3675 (62.61%) cited documents were from India while 1508 (25.69%) cited documents were from UK, USA, France, Australia, San-Francisco, Japan, South Africa and others.

6.5 Ranking of Journals

Ranking of journals shows that total 1219 journal references were actually drawn from 261 issues of University News. These journals on the basis of their frequency of occurrence in the citations were grouped in 15 different ranks. The journal of 'University News' ranked first which was highly cited journal by the authors that is 492 (40.36%). Only first 10 ranked journals have been given in the table No. 3.

Table No.4 Ranking of Journals

Sr. No.	Title of Journals	Frequency	%	Rank
1	University News	492	40.36	1
2	Open Learning	25	2.05	2
3	Distance Education	24	1.97	3
4	Higher Education	19	1.56	4
5	Economic & Political Weekly	16	1.31	5
6	Engineering Education	15	1.23	6
7	Quality Assurance in Education	10	0.82	7
8	Total Quality Management	9	0.74	8
9	Education Management	7	0.57	9
10	Indian Education	7	0.57	9
11	Marketing	6	0.49	10
12	Perspectives in Education	6	0.49	10
13	Technical Education	6	0.49	10
14	The Tribune	6	0.49	10

Table 4.1: Year wise Distribution of Journals

Years	2004	2005	2006	2007	2008
No. of journals	176	197	209	352	285

6.6 Ranking of Authors

The authors which are highly cited in documents, that document is most important to keep in the library, for that purpose author ranking is essential for the librarian as well as researchers.

The rank lists of cited authors are taken from 5968 citations from various forms of cited documents. The authors were grouped into different ranks, according to their frequency occurrence in the total citations. The author 'APJ Abdul Kalam' ranked first with 34 (0.94%) citations. Only first 10 ranked authors have been given in the table No. 4.

Table 5: Ranking of Authors

Sr. No.	Author	Frequency	Percentage	Rank
1	Kalam, APJ	34	0.94	1
2	Pandey, D. D.	19	0.52	2
3	Tilak, J. B.	17	0.47	3
4	Pawar, K. B.	16	0.44	4
5	Muzammil, M.	12	0.33	5
6	Pawar, K. B.	11	0.30	6
7	Mishra, S.	11	0.30	6
8	Singh, R. P.	9	0.25	7
9	Singh, L.C.	9	0.25	7
10	Mukhopadhyay, M	9	0.25	7
11	Desai, A.	9	0.25	7
12	Gupta, B. M.	8	0.22	8
13	Vargheses, M. A.	7	0.19	9
14	Singh, S.	7	0.19	9
15	Singh, B.	7	0.19	9
16	Sharma, P. B.	7	0.19	9
17	Shah, B.	7	0.19	9
18	Peters, O.	7	0.19	9
19	Panda, S.	7	0.19	9
20	Nigavekar, A.	7	0.19	9
21	Mishra, S.	7	0.19	9

22	Holmberg, B.	7	0.19	9
23	Gosai M. R,	7	0.19	9
24	Gaba, A.	7	0.19	9
25	Dikshit H. P.	7	0.19	9
26	Azad, J. L.	7	0.19	9
27	Sharma, G. D.	6	0.17	10
28	Rumble, G.	6	0.17	10
29	Prasad, V. S.	6	0.17	10
30	Moore, M. G.	6	0.17	10
31	Loreman, T.	6	0.17	10
32	Delors, J.	6	0.17	10
33	Beteille, A.	6	0.17	10

6.7 Difference between P-citations and E-citations

From the table No. 5 and figure No.3 it was observed that there were total 5968 number of citations out of them 5685 (95.25%) citations were p-citations (printed citations) and only 283 (4.75%) citations were E-citation (electronic citations). (There are no any trends for increasing or decreasing order of p-citations and e-citations).

Table 6: P-citations and E-citations

Sr. No.	Citations	Frequency	Percentage
1	P-Citation	5685	95.25%
2	E-Citation	283	4.75%
Total		5968	100%

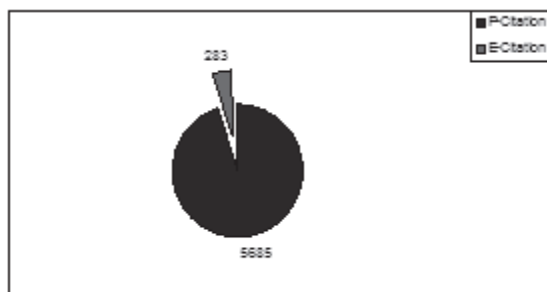


Figure No.3 P-citations and E-citations

6.8 Language wise Distribution of Citations

Language wise distribution of citations indicates that all the citations were in English language. Other language's citations were also translated in the English language and then presented in the articles in the 'University News'. Hence it is concluded that English is a predominant language.

6.9 Authorship Pattern of Citations

The authorship pattern has been studied with 5968 citations which is shows in the table No. 6 and figure No. 4. It was revealed that, number of single authored citations were 3011 (51.30%), two authored citations 838 (14.27%), three authored citations 193 (3.28%), four authored citations 60 (1.02%), five authored citations 26 (0.44%), six authored citations 6 (0.10%), and 674 (11.48%), citations were not given their authors name and 937 (15.96%) citations were from Institutional Publications. The highest percentage goes to single authored citations and lowest is six authored citations.

Table No. 7 Authorship Pattern of Citations

No. of Authors	2004	2005	2006	2007	2008	Total	Percentage
One	417	553	386	896	759	3011	51.30
Two	112	115	145	244	222	838	14.27
Three	28	38	29	52	46	193	3.28
Four	11	4	13	18	14	60	1.02
Five	1	10	1	7	7	26	0.44
Six	1	0	2	1	2	6	0.10
More Than Six	3	2	115	2	2	124	2.11
Without Author	87	171	227	125	674	674	11.48
Institute Publication	141	105	188	291	937	937	15.96

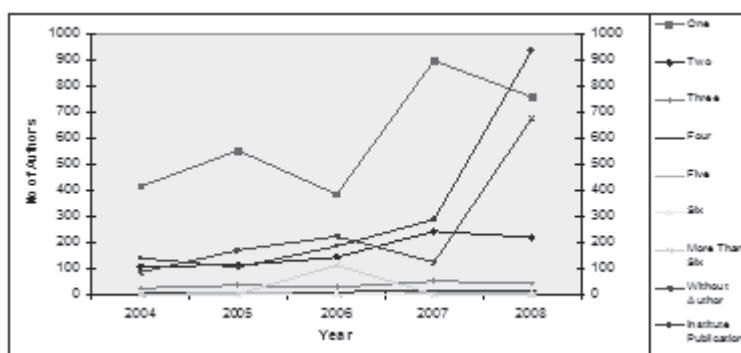


Figure No. 4 Authorship pattern of citations

7. Conclusions

Volume wise distribution of citations were shows that total 5968 citations in the years January 2004 to December 2008. On an average 1173 citations were used per year. The maximum numbers of citations were in the year 2007 that is 1664 (28.35%) and the minimum numbers of citations were in the year 2004 that is 826 (14.07%). In the chronological distribution of citations in the group of years 2000 to 2008 the citation rate is highest that is 2970 (50.6%). Form wise distribution of citations observed that book citations were highly cited form of document in the total 5968 citations that is 1549 (26.39%). The geographical distribution of citations indicates the Indian citations were more than other citations that is 3675 (62.61%). In ranking of journals the self citation of "University News" journal is first ranked journal in the total journal citations that is 492 (40.36%). Ranking of authors was observed that 'APJ Abdul Kalam' is first ranked author with 34 (0.94%) citations. The printed sources of document citations were 5685(95.25%) and electronic source of document citations were less in number that is 283 (4.75%), so we can say that the printed source of documents are predominant even today. Language wise distribution observed that total 5968 citations were in English language, so we can concluded that English is the pre-dominant language in this field. The authorship pattern of citations shows that the single authored citations are more in numbers that is 3011 (51.30%) and six authored citations are lowest in numbers that is 6 (0.10%).

Bibliography

1. Berhanuddin, M. Indian contribution to American studies: an investigation into the growth of literature using the bibliometric citation analysis (unpublished thesis), Jiwaji University, Gwalior, 1992.
2. Chikate, R.V. Citation analysis of theses in Library and Information Science submitted to University of Pune: pilot study (unpolished thesis). University of Pune, Pune, 2008
3. Das, A. K. and Sen, B.K. Journal of Biosciences: an analysis of citation pattern. *Annals of Library and Information studies*, 2001, 48(2), 59-63.
4. Kannappanavar, B.U. Authorship trend and solo research in rural transformation: A bibliometric study. *ILA Bulletin*, 1991, 27(1), 38-41.
5. Koley, S.& Sen,B.K. Indian Journal of Physiology and Allied Science: An analysis of citation pattern. *Annals of Library and Information Studies*, 2003, 50(1), 23-26.
6. Mishra, R. Citation analysis of doctoral dissertations in Library and Information Science accepted by the universities of Orissa and Manipur till 1993: A comparative study (unpublished thesis), Sambalpur University, Sambalpur, 1997.
7. Paul M. And Roy, R., *Developing horizons in library and information science* (p.226). Printweel publication, CT: Jaipur, 1983.

- 8.** Sangam, S. L., Citation analysis of doctoral dissertation in social sciences accepted by the Karnataka University, Dharwad during 1964-1982 (unpublished thesis), Gulbarga University, Gulbarga, 1986.
- 9.** Schneider, J.M., Introduction of bibliometrics for construction and maintenance of thesauri, *Journal of Documentation*, 2004, 60(5), 524-549.
- 10.** Sharif, M.A., How economists cite literature: citation analysis of two core Pakistani Economic Journal: *Collection Building*, 2004, 23(4), 172-176.
- 11.** Singh, G., A bibliometric study of literature on digital libraries. *The Electronic Library*, 2007, 25(3), 342-348.
- 12.** Thoidingjam, P., Citation analysis of Ph.D. theses in Social Science accepted by Gauhati University during 1970-1980 (unpublished thesis), Manipur University, Imphal, 1997.
- 13.** Wormell, I., Informetrics: an emerging subdiscipline in information science. *Asian Libraries*, 1998, 7(10), 257-268.

About Authors

Ms. Jadhav Vandana S, Research Scholar of the Department Of Library and Information Science, Dr. Babasaheb Ambedkar Marathwada, University, Aurangabad, Maharashtra.
E-mail: vandisjadhav@gmail.com

Dr. Vaishali Khaparde, Presently Working as Associate Professor and Head, Dept of Library and Information Science, Dr. Babasaheb Ambedkar Marathwada University, Aurangabad, Maharashtra.
E-mail: vaishali_khaparde@rediffmail.com

Mr. Shelke Santosh M, Research Scholar of the Department of Library and Information Science, Dr. Babasaheb Ambedkar Marathwada University, Aurangabad, Maharashtra.
E-mail: sms8220@gmail.com Mob.No.09579802571